
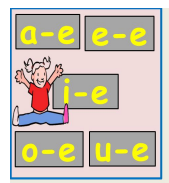


Phonics Glossary of Terms

<p>Phoneme</p> 	<p>The smallest unit of <u>sound</u> in a word. Our children use 'phoneme fingers' to count the sounds in a word to help them spell.</p>
<p>Grapheme</p> <p>b sh igh</p>	<p>The smallest unit of a <u>written</u> letter, or group of letters, representing one sound (phoneme).</p>
<p>Digraph</p> <p>ph ey ai</p>	<p><u>Two written</u> letters that join to make one sound.</p>
<p>Split digraph</p> 	<p><u>Two written</u> letters which work as a pair to make one sound but are 'split' by another letter e.g. cake size these bone flute</p>

Trigraph

igh ure air

Three written letters that join to make one sound.

Blending




Using phonics for reading, the children blend the phonemes in order to read a word.

Sound buttons and bars



The children practise blending using sound buttons and bars until they can blend smoothly.



Split digraphs are shown like this...

Segmenting



Children listen to the whole word then chop it up into phonemes to help them spell.

Sometimes we use 'Phoneme fingers' to help us segment and spell a word.

