

YOUR LOGIN DETAILS:

Your teacher should be able to provide these details.

Username:

Password:



Hi there, I'm Manuel!

I'm going to tell you a little bit about EducationCity, so your child can get busy using it at home.

First things first...

HOW DO YOU LOG IN?

STEP 1

Go to
www.educationcity.com

STEP 2

Enter your
login details

STEP 3

Select your
country

WHEN YOU'RE READY, LET'S GET STARTED!

Right, let's begin with the **homepage!**

Here, you can choose any subject and check out the helpful My Features.

Let's explore these features...



Student Features

Subject Area





Now this is awesome! Here, you'll find MyCities; these will include content that your child's teacher has set your child to complete for classwork and homework.

i Info point! Here are three simple pointers you should know about MyCity:

1

**'LOCK' SIGN**

A 'lock' sign means that a MyCity is Sequenced and your child must complete content in the order set.

2

**'FLAG' SIGN**

A black and white flag on the last piece of content means your child has completed that MyCity – well done!

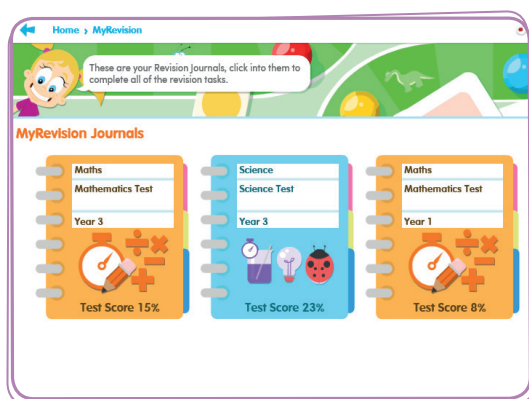
3

**'DUE' SIGN**

A 'Due' sign means that a MyCity needs completing for a certain date – it's great for managing any set work!

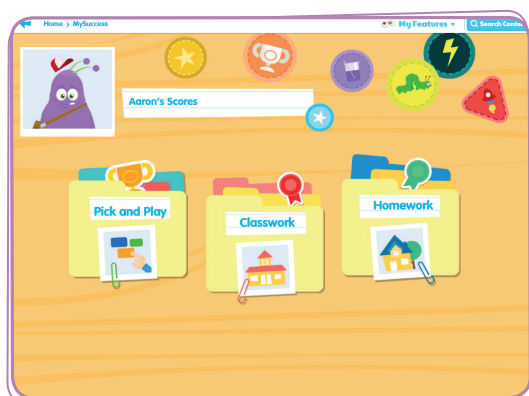


Manu's Top Tip! Take a look at MySuccess to see your child's scores from MyCities - it's great for helping you track your child's progress.

**MYREVISION**

Fab for improving Test scores, if less than 100% is scored on a Test, a Revision Journal will be created.

This will include Activities and Learn Screens, to help your child in those areas of the subject they may find more challenging.

**MYSUCCESS**

Here's where you can track your child's progress. This area saves every score your child has achieved and is a great way of keeping up to date with your child's learning, whether that be in the classroom or at home.

With over 7,000 pieces of content, there are lots of great resources to help with learning. Here's just some types of content you might be able to explore, and a guide as to how we can support your child with Maths:

1

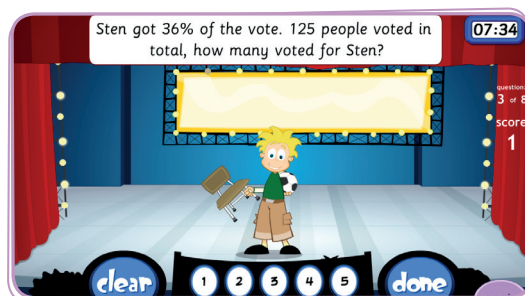


Let's start with a Learn Screen

Get familiar with a new topic.

Try the "Strictly Talented" Learn Screen

2

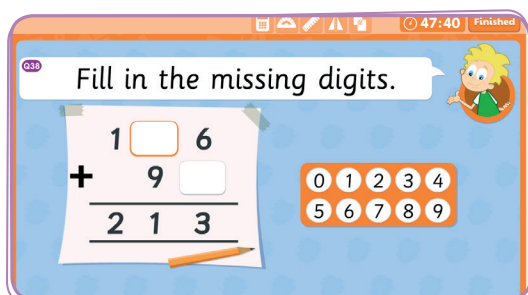


Move onto an Activity

To support knowledge on the subject.

Try the "Strictly Talented" Activity

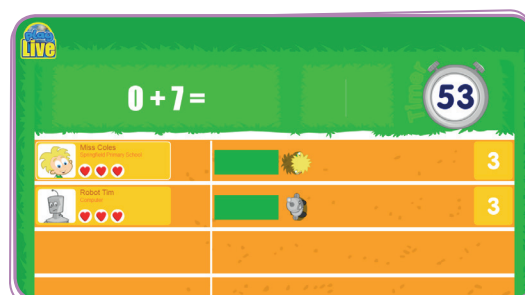
3



Now, let's assess with Tests

Follow up with a Maths Test to get a personalised Revision Journal.

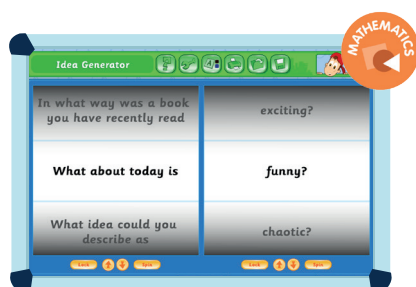
4



Reward with PlayLive

Yay! It's time for some fun with PlayLive.

! DON'T FORGET about these other cool tools you can use as well!



Topic Tools

Help to introduce a topic to your child.



Student Tools

Let your child safely explore different concepts.



ThinkIts

Can be used to chat about concepts that are important.



Help and Support

Any questions?

Call my friends at EducationCity; our Customer Service Team's here to help - just call 01572 725080.

Bye for now!